

Specifications	RVN-CL-PN40-02	RVN-CL-PN40-01	RVN-CL-PN72-01
Watts (Selectable)	15/20/25/30/40W	15/20/25/30/40W	30/40/50/60/72W
Size	1x4	2x2	2x4
Voltage	120-347 VAC		
Kelvin (Selectable)	3500/4000/5000/5700/6500K		
Efficacy	Up To 130 LPW		
Max Lumens	1950/2600/3250/3900/5200	1950/2600/3250/3900/5200	3900/5200/6500/7800/9360
CRI	80+		
Operating Temp	-40°C to 45°C		
Beam Distribution	120° Deg		
Mounting	Recessed T-Bar / Surface Mount / Suspension		
Controls	Tunable / 0-10V Dimming		
Approx Lifespan	Over 50,000 hrs		
Surge Protection	2KV		
Power Factor	0.95		



Technical Specifications and Certifications Provided by the Manufacturer



Description


The Grizzly Lighting RAVEN 2x4 LED flat panel delivers premium, evenly diffused light with adjustable wattage and color settings. Built tough for contractors, efficient for every project

Features

- IP44 water and dust resistance
- Wattage and color selectable built-in
- Diffused backlit LEDs for easy on eyes, even lighting
- DLC 5.1 Premium Rated

Wattage and Colour Temperature Selectable

5 CCT Dip
Switch Selector



5 Wattage Dip
Switch Selector

	Packing	Size	Net Weight	Gross Weight	pcs/ctn
1x4	Outer Packing Size	L49.41 * W6.30 * H13.90 inch L1240 * W145 * H330 mm	13.1Lbs(5.94Kg)	16.25Lbs(7.37Kg)	4pcs/ctn
2x2	Outer Packing Size	L25.39 * W6.30 * H25.79 inch L630 * W145 * H630 mm	13.49Lbs(6.12Kg)	16.47Lbs(7.47Kg)	4pcs/ctn
2x4	Outer Packing Size	L49.41 * W6.30 * H25.79 inch L1240 * W145 * H630 mm	27.87Lbs(12.64Kg)	33.11Lbs(15.02Kg)	4pcs/ctn

Accessories



**External PIR
Sensor**



**Surface
Mount Frame
Kits**



**Cable
Suspension
Kit**



**EMERGENCY LED
DRIVER**

1' x 4'



FRONT

BACK


2' x 2'



FRONT

BACK

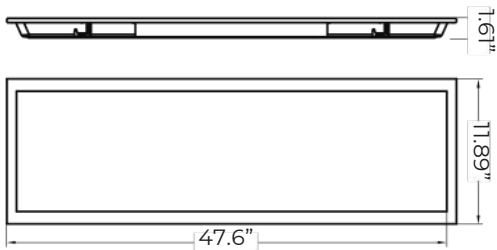
2' x 4'




FRONT

BACK

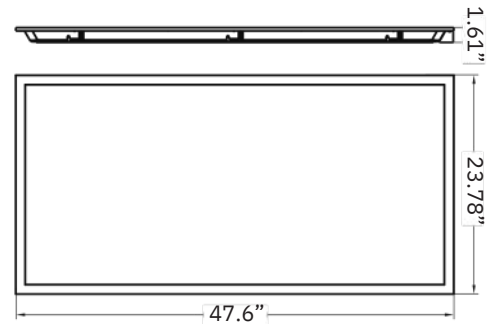
1' x 4'



2' x 2'

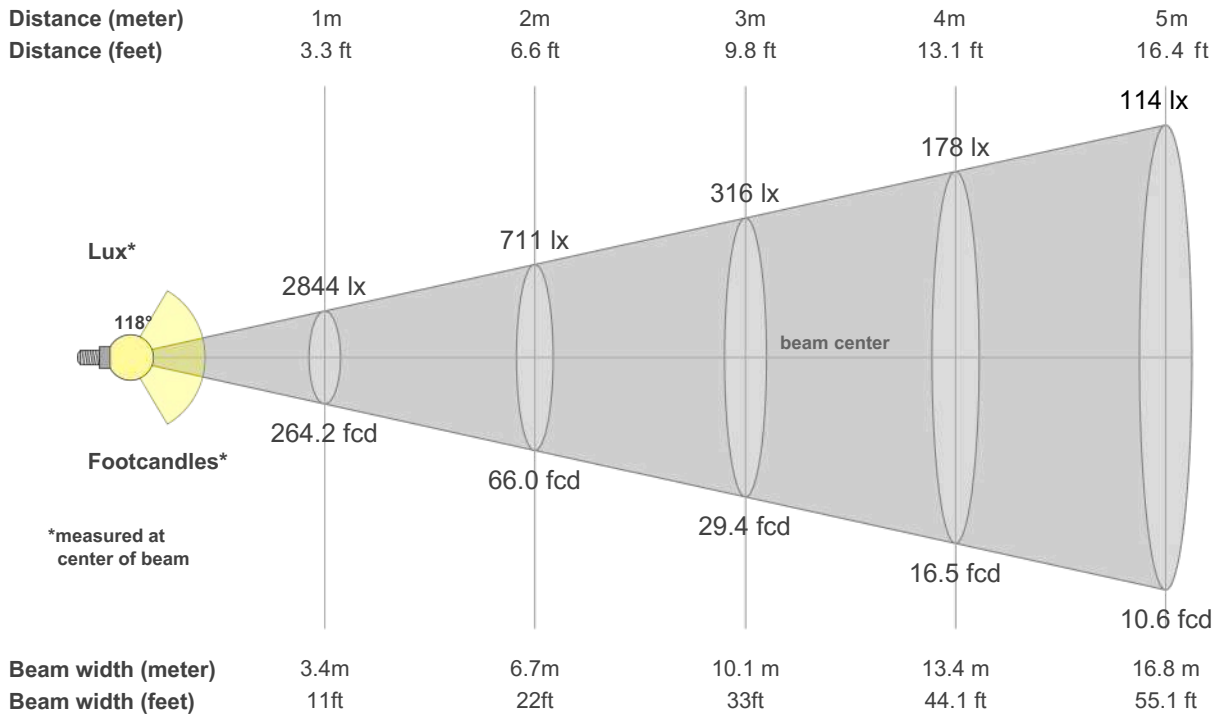


2' x 4'



Beam Distance Intensity - 72W 5000K

Beam details



Polar Candela

