

# Test report

## Laboratory and Equipment

Test lab  
Spectrometer Manufacturer and Model  
Measurement date

n/a - serial: n/a sensor serial: n/a  
n/a, n/a – n/a  
7/13/2024

## Measurement Conditions

Tested c-planes  
Tested gamma angles  
Input Power

25 – distance {C\_PLANES\_DIST}°  
181 – {H\_PLANES\_DIST}°  
87.7 W

## Tested Light Source

Luminaire  
Basic Luminous Shape  
Item No.  
Manufacturer

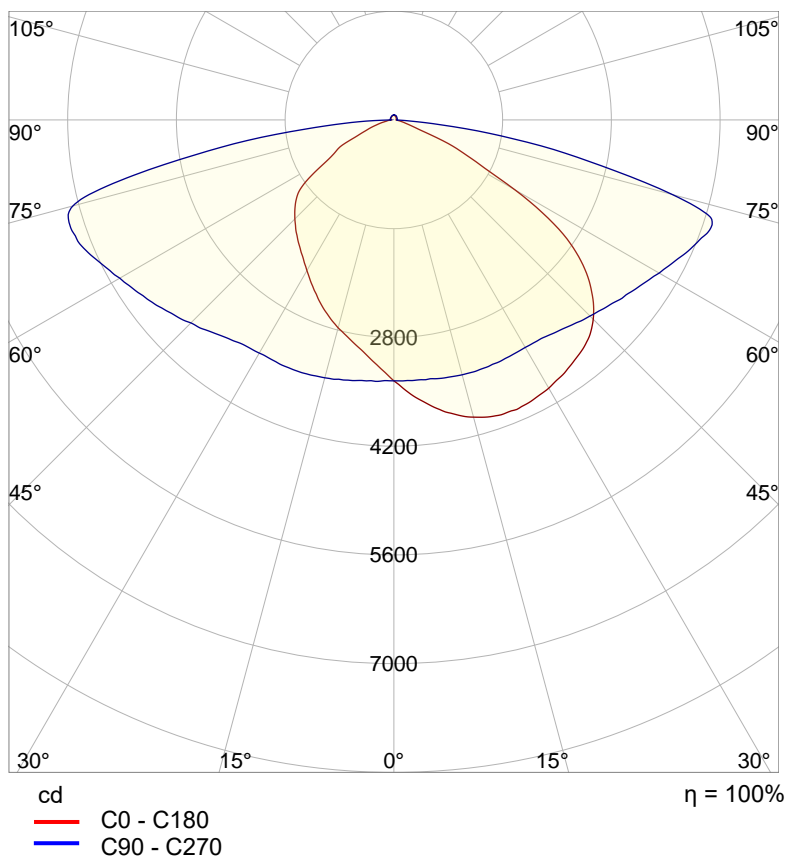
Tundra Area Light - TND-PL-SB150-01  
PANEL  
Grizzly Lighting Systems

## Main Light Measurement Results

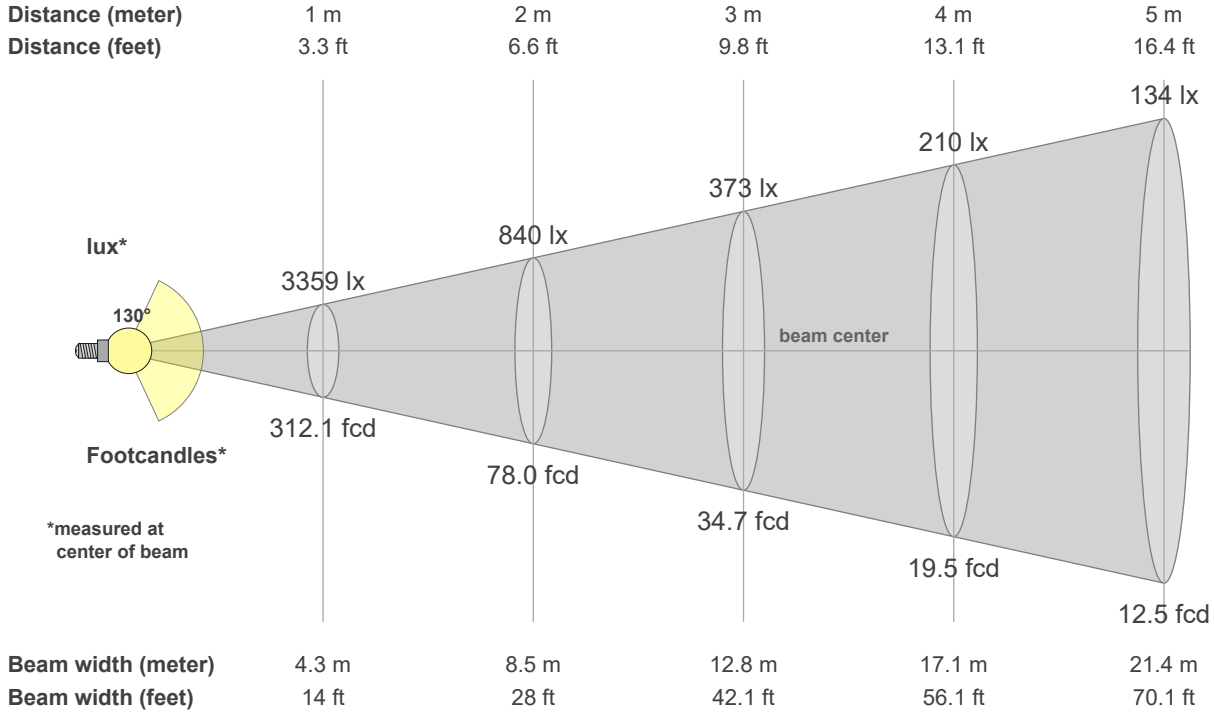
Output – Total Lumen (Up% / Down%)  
Efficiency  
Peak Intensity  
Correlated Color Temperature, CCT  
Color Rendering Index

14567 lm – 1.94% / 98.06%  
166 lm/W  
4386 cd  
4000 K  
CRI 70.0

## Polar light distribution diagram

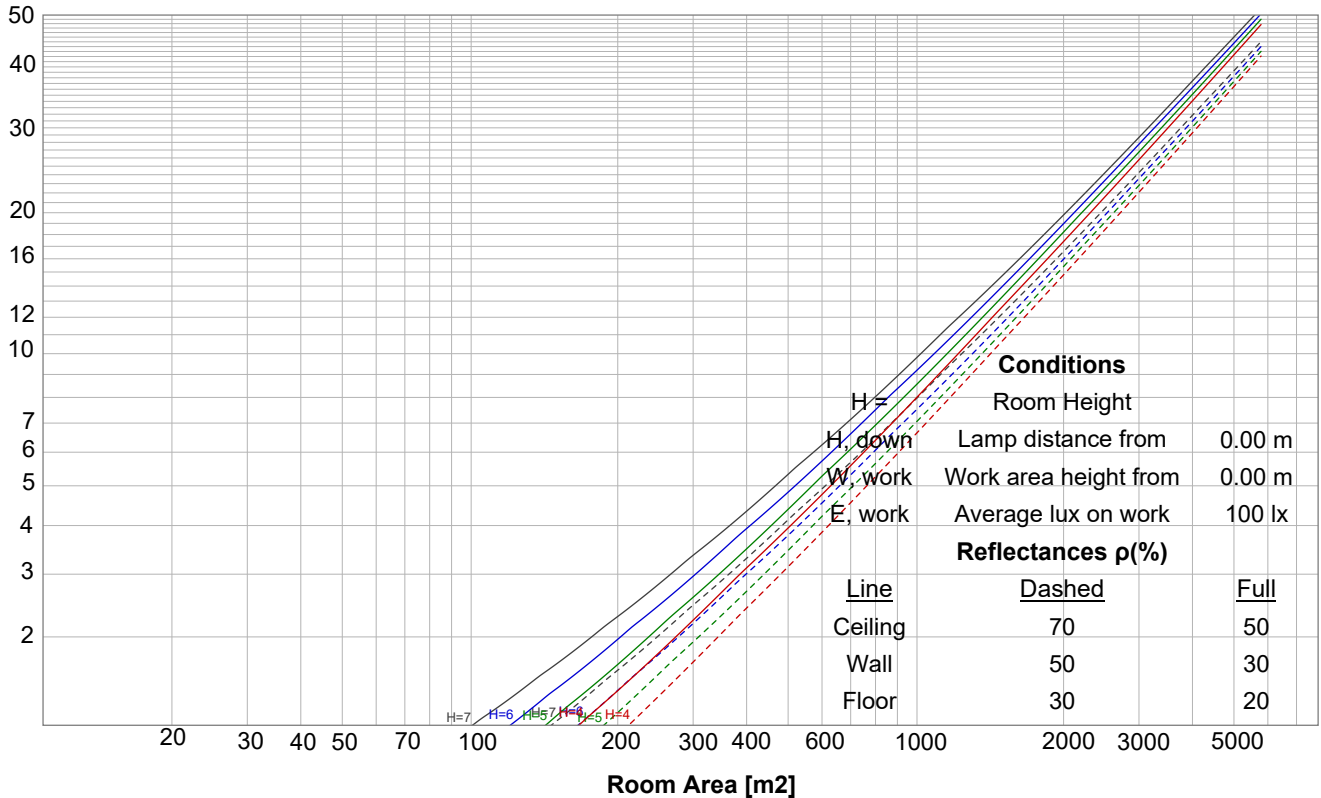


## Beam details

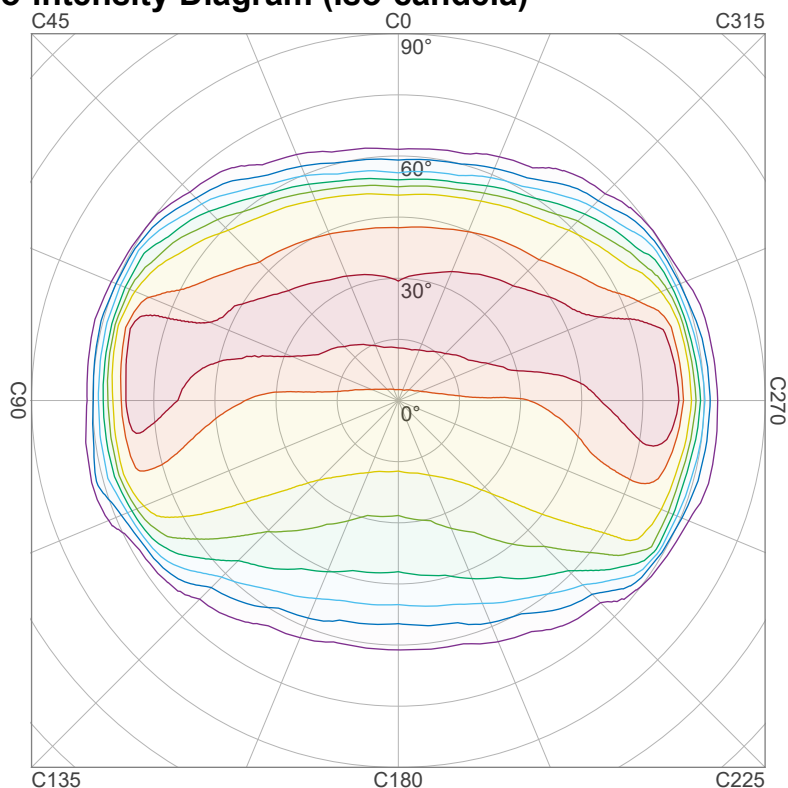


## Luminaire budgetary diagram

LAMPS (number of lamps)



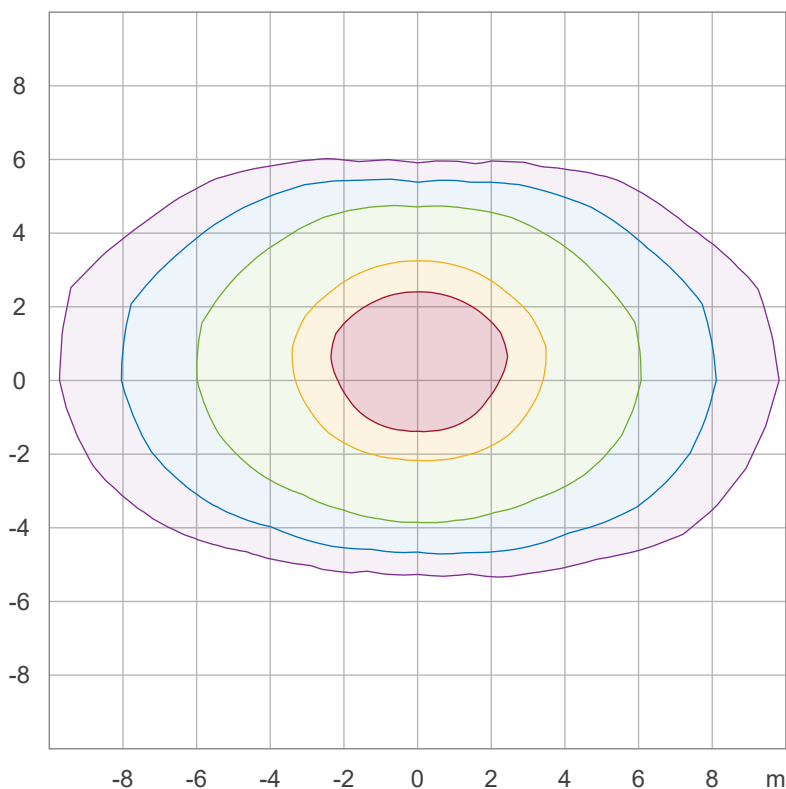
## Iso-intensity Diagram (Iso-candela)



90 %	3947.5 cd
80 %	3508.9 cd
70 %	3070.3 cd
60 %	2631.7 cd
50 %	2193.1 cd
40 %	1754.4 cd
30 %	1315.8 cd
20 %	877.2 cd
10 %	438.6 cd

Peak intensity: 4386.1 cd  
 Number of c-planes: 24

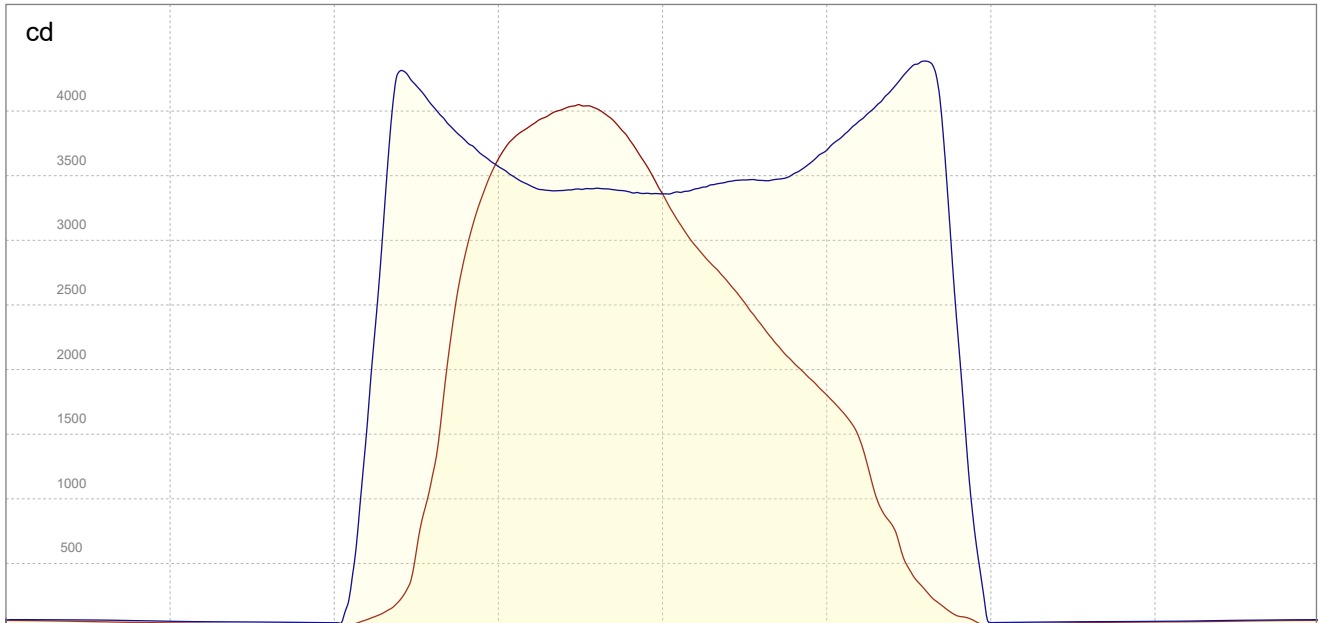
## Iso-illuminance Diagram (Iso-lux)



50.0 %	202.6 lx
30.0 %	121.5 lx
10.0 %	40.5 lx
5.0 %	20.3 lx
3.0 %	12.2 lx

Peak illuminance: 405.1 lx  
 Mounting height: 3.0 m  
 Number of c-planes: 24

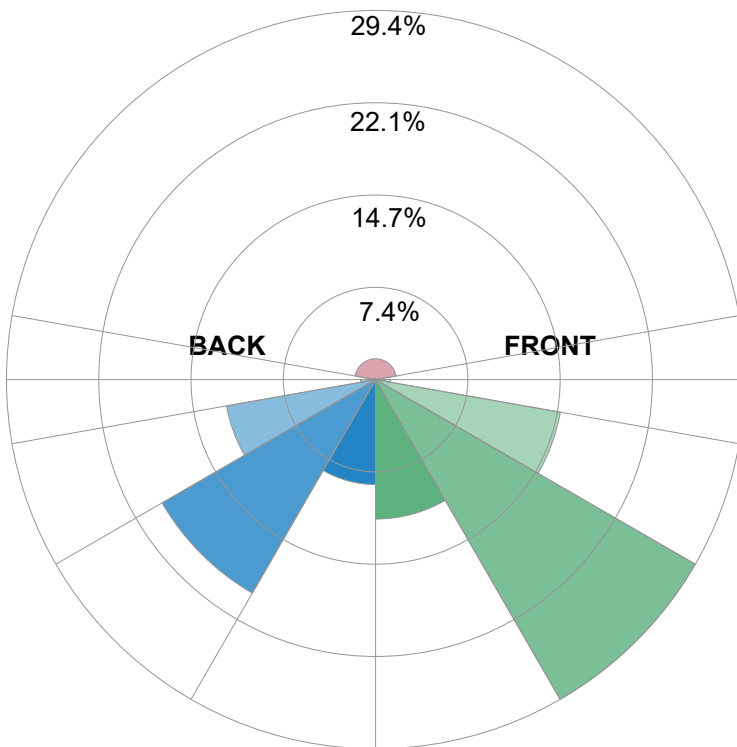
## Linear intensity distribution



— C0 - C180  
— C90 - C270

## IESNA TM-15-07 Luminaire Classification System For Outdoor Luminaires

BUG rating B3 U3 G3



### Forward Light

Low (0-30°)	1620.4 lm	11.1%
Medium (30-60°)	4289.3 lm	29.4%
High (60-80°)	2180.2 lm	15%
Very High	174.2 lm	1.2%

### Back Light

Low (0-30°)	1219.2 lm	8.4%
Medium (30-60°)	2864.8 lm	19.7%
High (60-80°)	1758.6 lm	12.1%
Very High	175.1 lm	1.2%

### Uplight

Low (90-100°)	40.9 lm	0.3%
High (100-180°)	242.2 lm	1.7%

### Total

Sum	14567 lm	100%
-----	----------	------