

Grizzly Barn Light

LED Barn Light



35w/50w



120w



80w/100w

Description

The perfect light for barns (of course) or any building and even poles. Brave any weather with an IP65 rating and a built in photocell makes it hassle free.

Features

- IP65 water and dust resistant
- Wide temperature range
- Built in photocell
- Large polycarbonate lens
- 6KV surge protected
- Rugged design

Specifications	35w	50w	80w	100w	120w
Watts	35w	50w	80w	100w	120w
Voltage	100-277 VAC				
Kelvin	3000/4000/5000/5700				
Efficacy	140 LPW				
Lumens	4900	7000	11200	14000	16800
CRI	80+				
Operating Temp	-40°C to 50°C				
Beam Angle	120°				
Mounting	Integrated Hook				
Colors	Yellow/Grey				
Lifespan	50,000 hrs				
Surge Protection	6KV				



Technical Specifications and Certifications Provided by the Manufacturer

35w/50w



Photocell Sensor



80w/100w



Photocell Sensor



120w



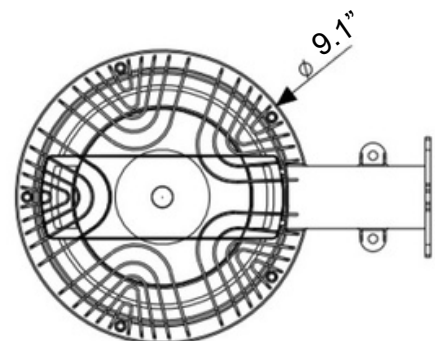
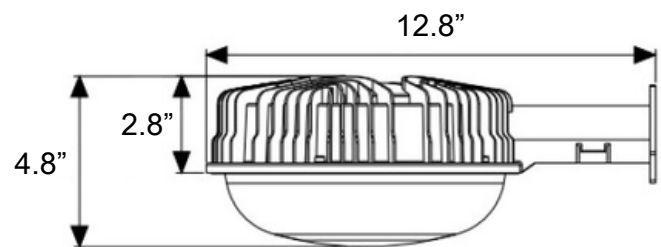
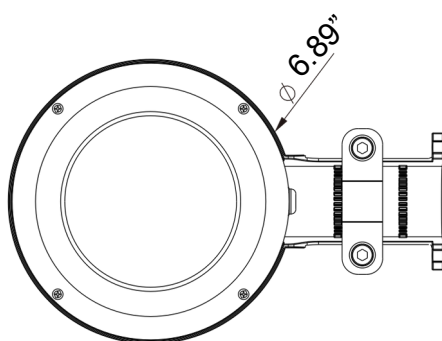
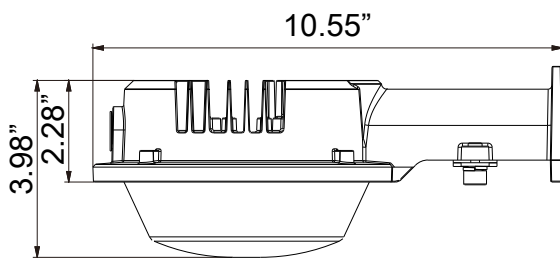
Photocell Sensor



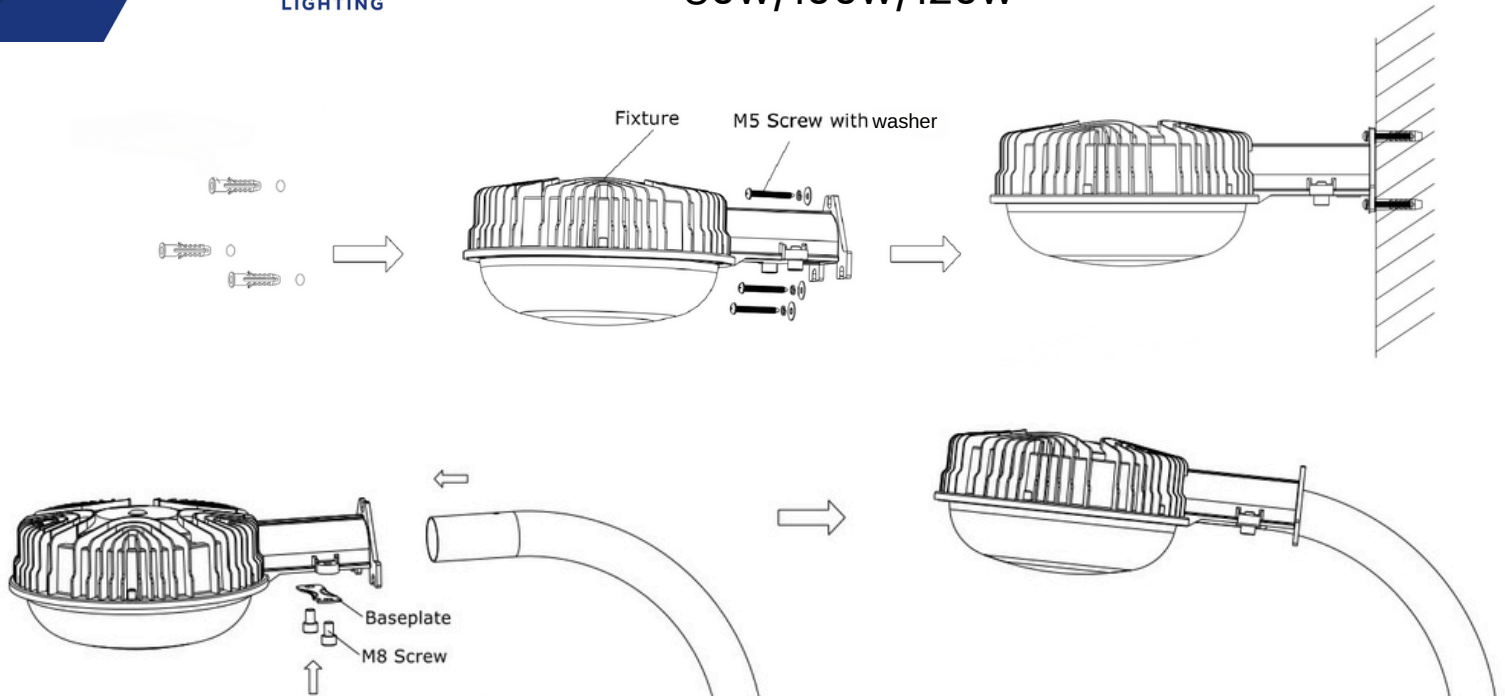
35w/50w

Dimensions

80w/100w/120w



80w/100w/120w



35w/50w

