

Grizzly Corn Bulb

27 - 125 Watt Corn Bulb



Specifications	27w	36w	45w	54w	80w	100w	125w
Watts	27w	36w	45w	54w	80w	100w	125w
Voltage	100-277 VAC						
Kelvin	2800 - 6500						
Efficacy	140 LPW						
Lumens	4010	5250	6550	7900	11500	14700	18400
CRI	70+						
Operating Temp	-40°C to 45°C						
Beam Distribution	360°						
Mounting	E26, E27, E39, E40				E39, E40		
Lifespan	50,000 hrs						
Surge Protection	6 KV						



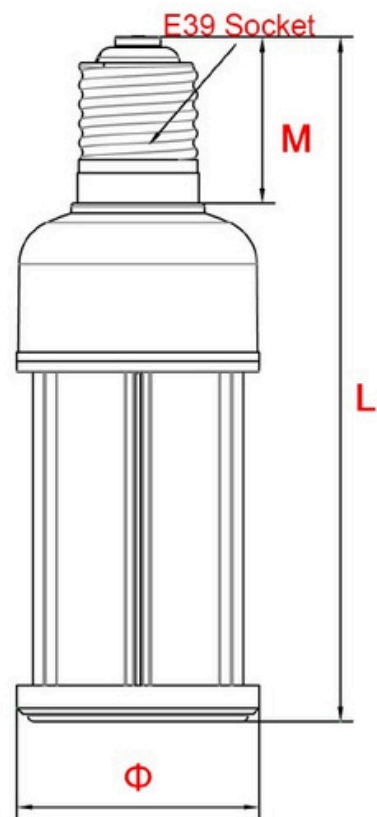
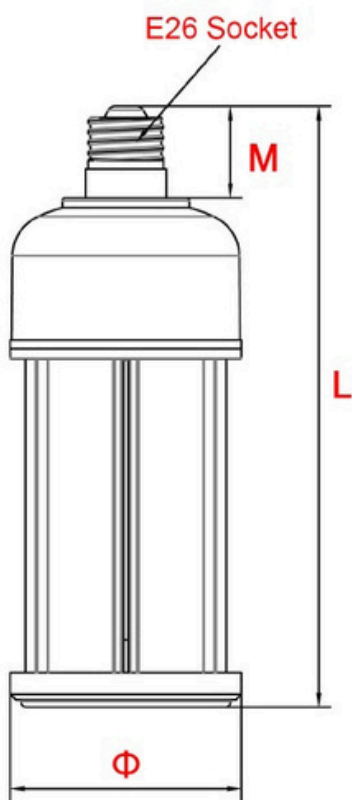
Technical Specifications and Certifications Provided by the Manufacturer

Description

These cost effective retrofit LED bulbs are perfect for replacing traditional 360 degree lights such as MH and HPS. It's an easy way to save a lot of electricity while reducing the cost of switching to LED fixtures!

Features

- Passive cooling heatsink
- 140 LPW high efficiency LEDs
- IP40 rated
- 6 KV surge protection
- 50,000 hrs lifespan



	E26			E39		
Series	Φ	M	L	Φ	M	L
27w	3.15" (80MM)	1.25" (31.8MM)	8.27" (210MM)	3.15" (80MM)	1.84" (46.8MM)	8.86" (225MM)
36w	3.15" (80MM)	1.25" (31.8MM)	9.06" (230MM)	3.15" (80MM)	1.84" (46.8MM)	9.65" (245MM)
45w	3.15" (80MM)	1.25" (31.8MM)	10.24" (260MM)	3.15" (80MM)	1.84" (46.8MM)	10.83" (275MM)
54w	3.15" (80MM)	1.25" (31.8MM)	10.24" (260MM)	3.15" (80MM)	1.84" (46.8MM)	10.83" (275MM)
80w	/	/	/	4.72" (120MM)	2.05" (52MM)	9.84" (250MM)
100w	/	/	/	4.72" (120MM)	2.05" (52MM)	10.63" (270MM)
125w	/	/	/	4.72" (120MM)	2.05" (52MM)	11.42" (290MM)

Remove ballast and reconnect wires directly to lamp holder (as seen in fig. 2)

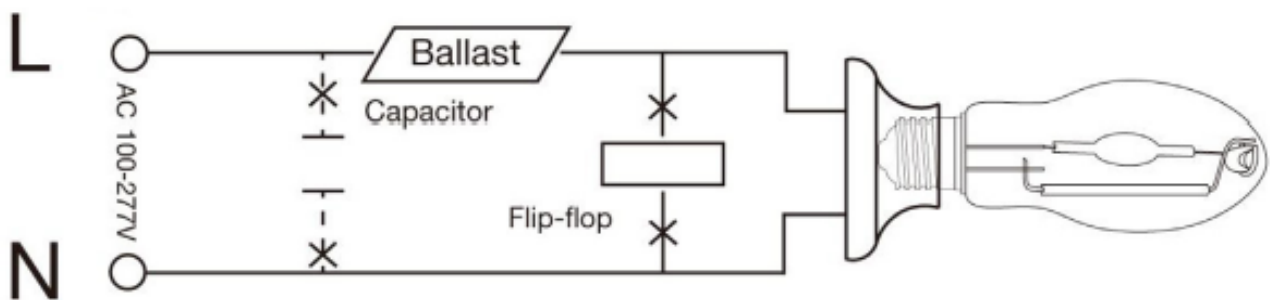


Fig. 1

Install new LED replacement lamp and ensure proper grounding

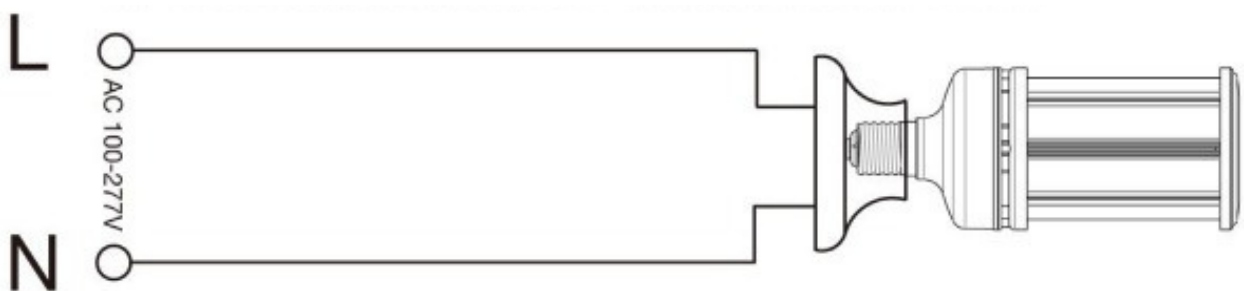


Fig. 2