

Canopy Light

Tunable Canopy Light



Description

With the equivalent of 9 lights in one, this is a very versatile exterior canopy light. Built in photocell for easy use, and a durable build.

Features

- IP65 water and dust resistant
- CCT 3/4/5 kelvin tunable
- Reflective lens design to minimize glare
- Instant start, no noise or flickering
- Suitable for recessed or surface mounting
- Tunable wattage options

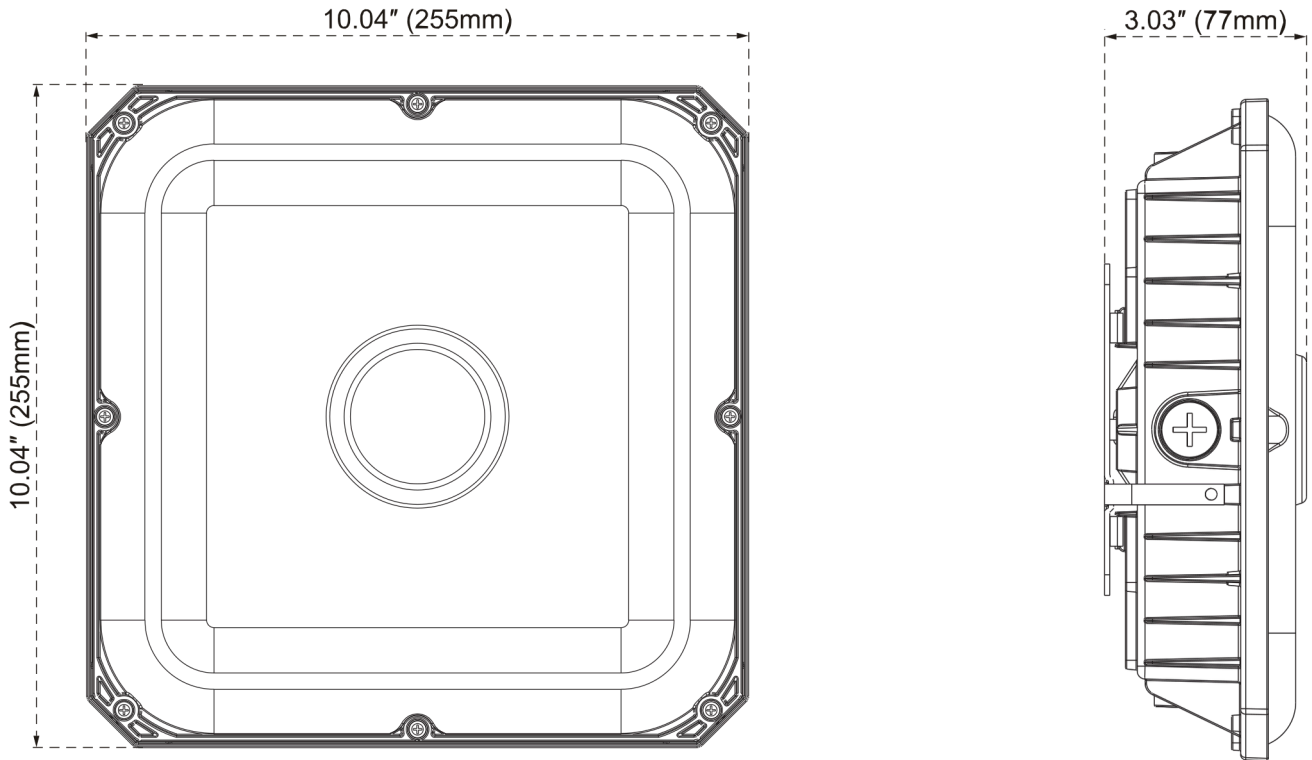
Specifications	60w	100w
Watts	36/48/60w	60/80/100w
Voltage	100-277 VAC	
Kelvin	3000/4000/5000	
Efficacy	135 LPW	
Lumens	8100	13500
CRI	80+	
Operating Temp	-35°C to 55°C	
Beam Angle	120°	
Mounting	Mounting plate/bracket	
Controls	Photocell/Tunable	
Approx Lifespan	50,000 hrs	
Surge Protection	6 KV	



Technical Specifications and Certifications Provided by the Manufacturer

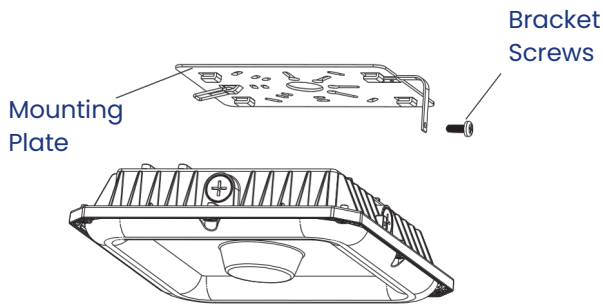
60W/100W

Weight: 1900g/ 4.19 lbs

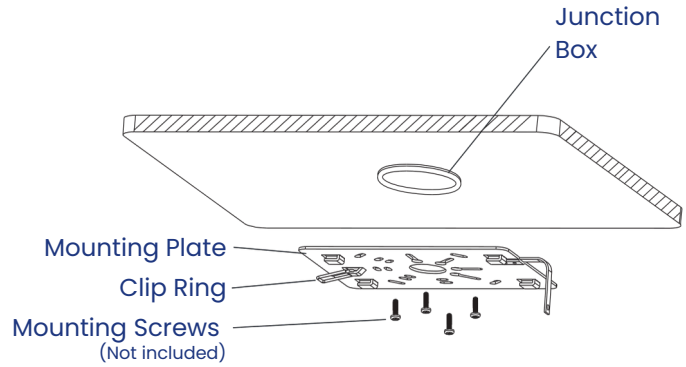


Tunable Options	36/48/60w	60/80/100w
Max Wattage	60w	100w
Voltage	100-277 VAC	
Tunable CCT	3/4/5 Kelvin	
Lumens (Max)	8100	13500

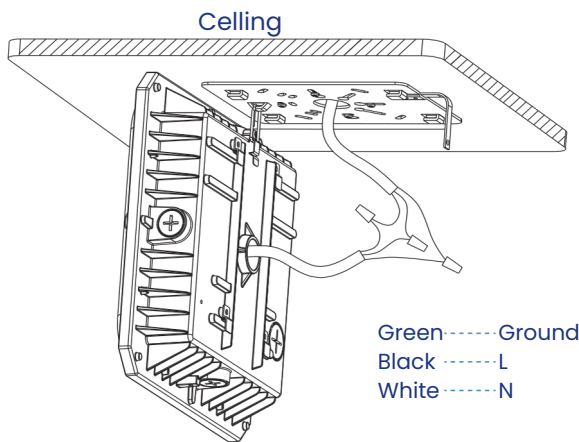
Ceiling Installation



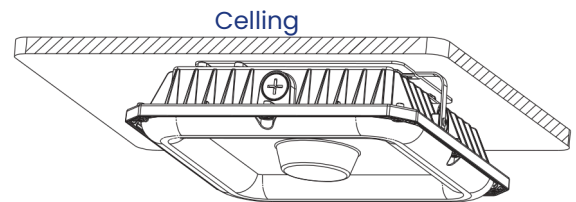
1. Unscrew the bracket screws and remove the mounting plate from the lamp housing.



2. Secure the mounting plate to the ceiling using screws.

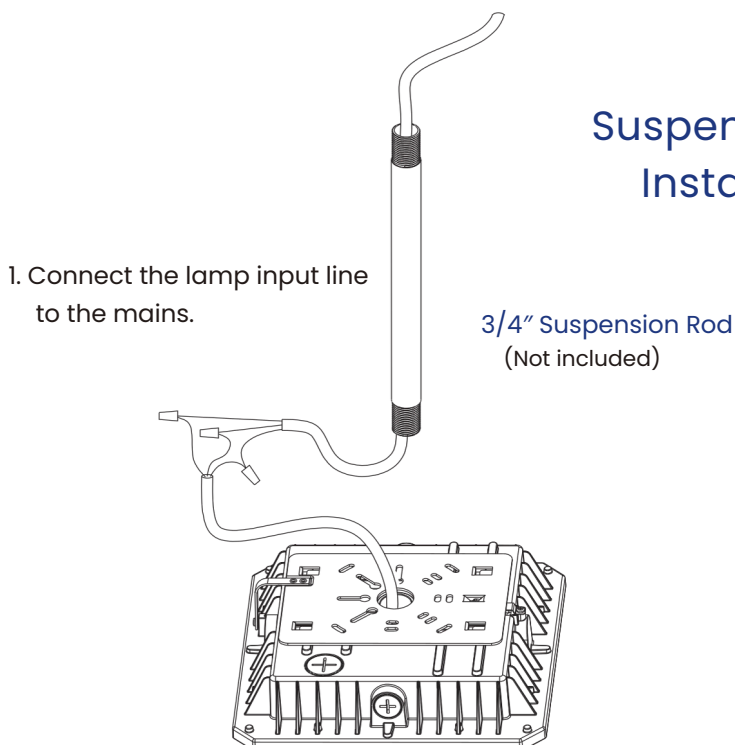


3. Insert the clip ring of the plate into the latch of the light fixture housing, and hang the fixture on the bracket.



5. If there are color temperature and power adjustment functions, set them to the desired settings.

6. Push the fixture into the plate and tighten the screws to secure the fixture in place.



1. Connect the lamp input line to the mains.

Suspension Rod Installation

