

Grizzly Linear High Bay

Tunable Linear High Bay



Description

The ultimate light for even bigger warehouses! With 9 lighting options in one light you can find the perfect look and feel while achieving a perfectly consistent lighting pattern.

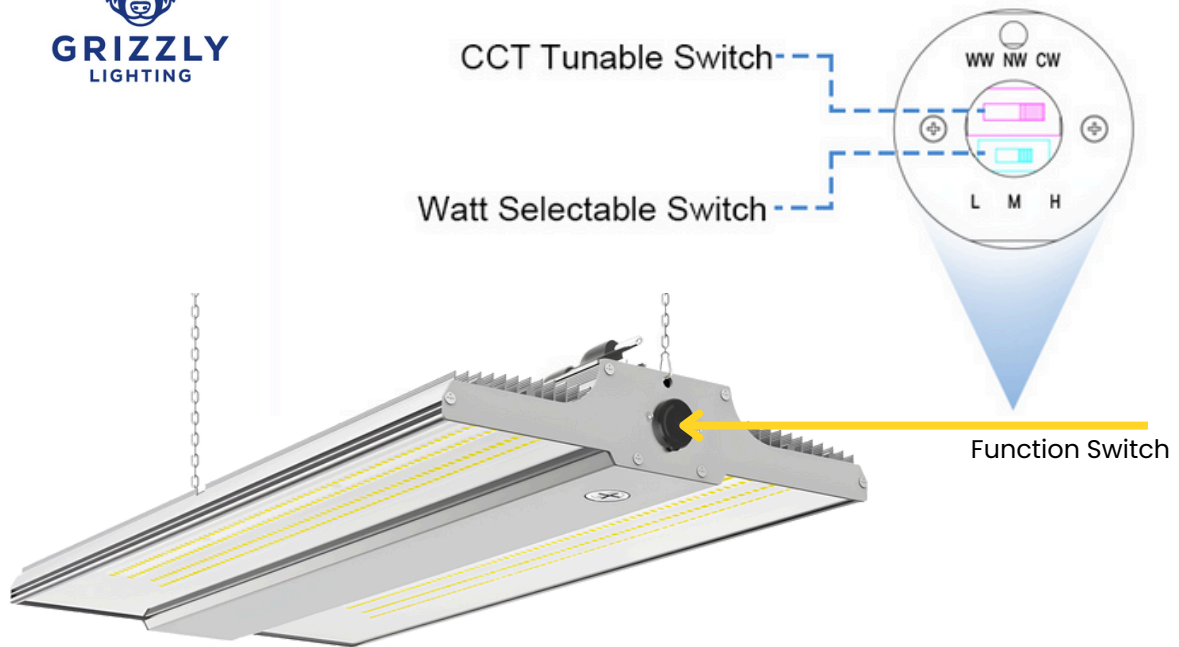
Features

- IP44 water and dust resistant
- CCT 3/4/5 kelvin tunable
- Dimmable
- DLC Premium approved
- Large heatsink for better cooling
- Polycarbonate diffuser for high quality uniform light
- Tunable wattage options

Specifications	150w	200w	240w	300w	400w
Watts	150w	200w	240w	300w	400w
Voltage	100-277 VAC				
Kelvin	3000/4000/5000				
Efficacy	150 LPW				
Lumens	22500	30000	36000	45000	60000
CRI	80+				
Operating Temp	-40°C to 40°C				
Beam Angle	120°				
Mounting	Hooks/Chains/Carabiners				
Controls	Photocell/Dimmable/Tunable				
Lifespan	50,000 hrs				
Surge Protection	6 KV				

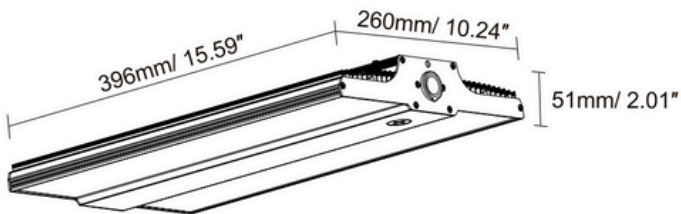


Technical Specifications and Certifications Provided by the Manufacturer



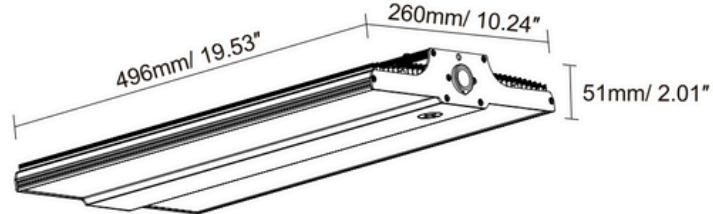
100W/ 150W

Weight:3300g/ 7.26 lbs



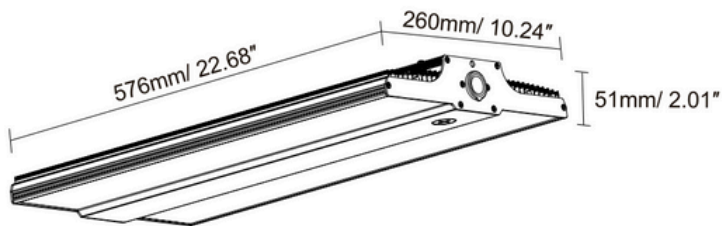
200W/ 240W

Weight:3800g/ 8.38 lbs



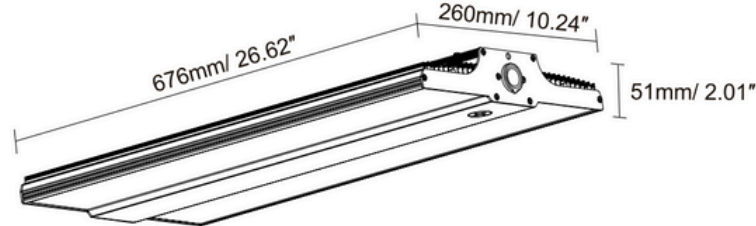
300W

Weight:4300g/ 9.48 lbs



400W

Weight:4800g/ 10.58 lbs



Tunable Options	90/120/150	120/150/200	150/200/240	200/240/300
Max Wattage	150w	200w	240w	300w
Voltage	100-277 VAC			
Tunable CCT	3/4/5 Kelvin			
Lumens (Max)	22500	30000	36000	45000

